


CONTACTOR, AC-3 4 KW/400 V,



Figure similar



product brandname	SIRIUS
Product designation	power contactor
General technical data	
Size of contactor	S0
Degree of pollution	3
Protection class IP	
• on the front	IP20
• of the terminal	IP20
Mechanical service life (switching cycles)	
• of contactor typical	10 000 000
• of the contactor with added electronics-compatible auxiliary switch block typical	5 000 000
• of the contactor with added auxiliary switch block typical	10 000 000
Ambient conditions	
Ambient temperature	
• during operation	-25 ... +60 °C



Main circuit	
Number of poles for main current circuit	3
Number of NO contacts for main contacts	3
Number of NC contacts for main contacts	0
Operating current	
<ul style="list-style-type: none"> at AC-1 at 400 V <ul style="list-style-type: none"> at ambient temperature 40 °C rated value 	40 A
<ul style="list-style-type: none"> at AC-1 <ul style="list-style-type: none"> up to 690 V at ambient temperature 40 °C rated value up to 690 V at ambient temperature 60 °C rated value 	40 A 35 A
<ul style="list-style-type: none"> at AC-3 <ul style="list-style-type: none"> at 400 V rated value 	9 A
Operating current	
<ul style="list-style-type: none"> at 1 current path at DC-1 <ul style="list-style-type: none"> at 24 V rated value at 110 V rated value 	35 A 4.5 A
<ul style="list-style-type: none"> with 2 current paths in series at DC-1 <ul style="list-style-type: none"> at 24 V rated value at 110 V rated value 	35 A 35 A
<ul style="list-style-type: none"> with 3 current paths in series at DC-1 <ul style="list-style-type: none"> at 24 V rated value at 110 V rated value 	35 A 35 A
Operating current	
<ul style="list-style-type: none"> at 1 current path at DC-3 at DC-5 <ul style="list-style-type: none"> at 24 V rated value at 110 V rated value 	20 A 2.5 A
<ul style="list-style-type: none"> with 2 current paths in series at DC-3 at DC-5 <ul style="list-style-type: none"> at 24 V rated value at 110 V rated value 	35 A 15 A
<ul style="list-style-type: none"> with 3 current paths in series at DC-3 at DC-5 <ul style="list-style-type: none"> at 24 V rated value at 110 V rated value 	35 A 35 A
Operating power	
<ul style="list-style-type: none"> at AC-1 <ul style="list-style-type: none"> at 400 V rated value 	23 kW
<ul style="list-style-type: none"> at AC-2 at 400 V rated value 	4 kW
<ul style="list-style-type: none"> at AC-3 <ul style="list-style-type: none"> at 400 V rated value at 500 V rated value at 690 V rated value 	4 kW 4.5 kW 5.5 kW



Power loss [W] at AC-3 at 400 V for rated value of the operating current per conductor	0.4 W
Control circuit/ Control	
Type of voltage of the control supply voltage	AC
Control supply voltage at AC	
• at 50 Hz rated value	220 V
• at 60 Hz rated value	220 V
Operating range factor control supply voltage rated value of magnet coil at AC	
• at 50 Hz	0.8 ... 1.1
• at 60 Hz	0.85 ... 1.1
Apparent pick-up power of magnet coil at AC	64 V·A
Inductive power factor with closing power of the coil	0.72
Apparent holding power of magnet coil at AC	8.4 V·A
Inductive power factor with the holding power of the coil	0.24
Auxiliary circuit	
Number of NC contacts	
• for auxiliary contacts	
— instantaneous contact	0
Number of NO contacts	
• for auxiliary contacts	
— instantaneous contact	0
Operating current at AC-12 maximum	10 A
Operating current at AC-15	
• at 230 V rated value	6 A
• at 400 V rated value	3 A
Operating current at DC-12	
• at 60 V rated value	6 A
• at 110 V rated value	3 A
• at 220 V rated value	1 A
Operating current at DC-13	
• at 24 V rated value	10 A
• at 60 V rated value	2 A
• at 110 V rated value	1 A
• at 220 V rated value	0.3 A
Contact reliability of auxiliary contacts	1 faulty switching per 100 million (17 V, 1 mA)
Short-circuit protection	
Design of the fuse link	
• for short-circuit protection of the main circuit	
— with type of coordination 1 required	fuse gL/gG: 63 A



- with type of assignment 2 required
- for short-circuit protection of the auxiliary switch required

fuse gL/gG: 25 A

fuse gL/gG: 10 A

Installation/ mounting/ dimensions

Mounting type	screw and snap-on mounting onto 35 mm standard mounting rail according to DIN EN 50022
• Side-by-side mounting	Yes
Height	85 mm
Width	45 mm
Depth	91 mm
Required spacing	
• for grounded parts	
— at the side	6 mm

Connections/Terminals

Type of electrical connection	
• for main current circuit	screw-type terminals
• for auxiliary and control current circuit	screw-type terminals
Type of connectable conductor cross-sections	
• for main contacts	
— solid	2x (1 ... 2.5 mm ²), 2x (2.5 ... 6 mm ²), max. 2x 10 mm ²
— single or multi-stranded	2x (1 ... 2.5 mm ²), 2x (2.5 ... 6 mm ²), max. 2x 10 mm ²
— finely stranded with core end processing	2x (1 ... 2.5 mm ²), 2x (2.5 ... 6 mm ²)
• at AWG conductors for main contacts	2x (16 ... 12), 2x (14 ... 10), 1x 8
Type of connectable conductor cross-sections	
• for auxiliary contacts	
— solid	2x (0.5 ... 1.5 mm ²), 2x (0.75 ... 2.5 mm ²), max. 2x (0.75 ... 4 mm ²)
— finely stranded with core end processing	2x (0.5 ... 1.5 mm ²), 2x (0.75 ... 2.5 mm ²)
• at AWG conductors for auxiliary contacts	2x (20 ... 16), 2x (18 ... 14), 1x 12

Certificates/approvals

IMPORTACIONES
S.R.L.

DISTRIBUIDORES DE MATERIALES ELÉCTRICOS
DE ALTA, MEDIA Y BAJA TENSIÓN



General Product Approval	Functional Safety/Safety of Machinery	Declaration of Conformity
--------------------------	---------------------------------------	---------------------------



CCC



CSA



UL



[Type Examination Certificate](#)



EG-Konf.

Test Certificates	Shipping Approval	other
-------------------	-------------------	-------

[Special Test Certificate](#)

[Type Test Certificates/Test Report](#)



ABS



LRS



RMRS

[Miscellaneous](#)

other

[Confirmation](#)

[Environmental Confirmations](#)

Further information

Information- and Downloadcenter (Catalogs, Brochures,...)

<http://www.siemens.com/industrial-controls/catalogs>

Industry Mall (Online ordering system)

<https://mall.industry.siemens.com/mall/en/en/Catalog/product?mlfb=3RT1023-1AN20>

Cax online generator

<http://support.automation.siemens.com/WW/CAXorder/default.aspx?lang=en&mlfb=3RT1023-1AN20>

Service&Support (Manuals, Certificates, Characteristics, FAQs,...)

<https://support.industry.siemens.com/cs/ww/en/ps/3RT1023-1AN20>

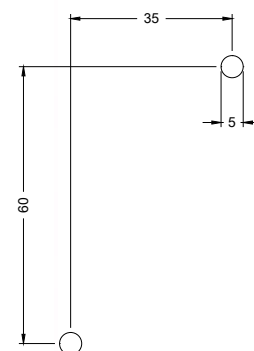
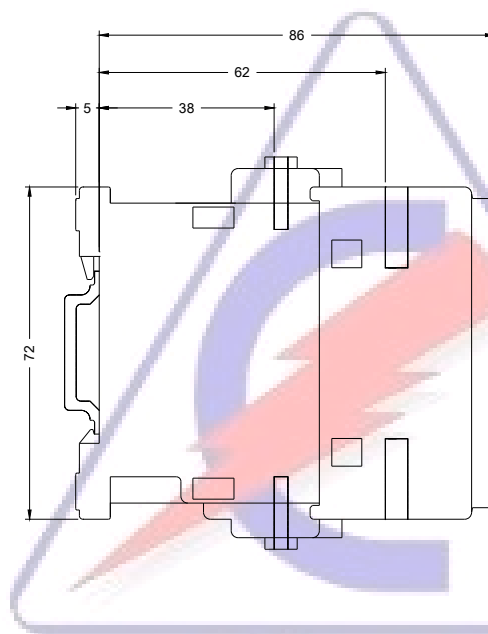
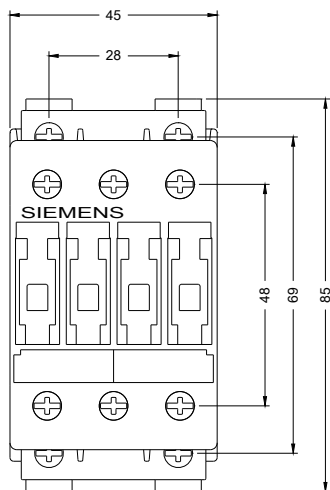
Image database (product images, 2D dimension drawings, 3D models, device circuit diagrams, EPLAN macros, ...)

http://www.automation.siemens.com/bilddb/cax_de.aspx?mlfb=3RT1023-1AN20&lang=en

IMPORTACIONES
S.R.L.

DISTRIBUIDORES DE MATERIALES ELÉCTRICOS
DE ALTA, MEDIA Y BAJA TENSIÓN



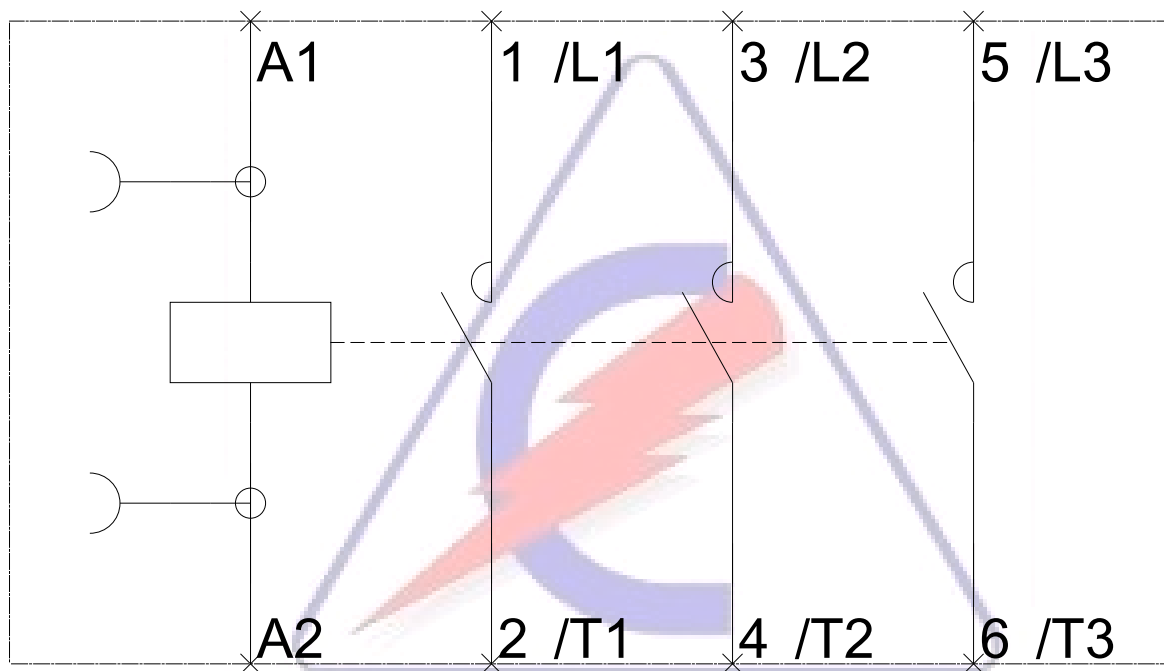


CIMATEL
IMPORTACIONES
S.R.L.

DISTRIBUIDORES DE MATERIALES ELÉCTRICOS
 DE ALTA, MEDIA Y BAJA TENSIÓN



-Q



CIMATEL
IMPORTACIONES

last modified:

06/19/2017

S.R.L.

DISTRIBUIDORES DE MATERIALES ELÉCTRICOS
DE ALTA, MEDIA Y BAJA TENSIÓN

